



Test Report



Test Report No.

2024-03-15-001

Page 2(13)

Estimated uncertainty of measurement		
Measurement	Description	Uncertainty (N)
11.3.1	Rear stability	9
11.3.2	Rear stability type I & II chairs	7
11.4	Front stability	3
All relevant	All load cells used during mechanical testing.	<12

The given expanded uncertainty U , is the result of the multiplication of the standard uncertainty u , and coverage factor $k=2$, which for a normal distribution equals to a probability of $\approx 95\%$.

Test Report No.

2024-03-15-001

Page 3(13)

Brief description of the test item upon receipt

Office work chair, model range HÅG Capisco, fully upholstered, with saddle seat and 5 star aluminium base. Adjustable functions: seat height, seat depth, backrest height, tilt tension. Lockable tilt, fixed back/seat angle.



Pictures: Chair 2 upon reception

Remarks: No remarks, brand new chairs.

Data provided by customer:

Textile: Select 60999
 Colour metal: black-black-black
 Foam: standard
 Type: Standard
 Thread: Standard
 Foot base: Alu G3
 Casters: soft for hard floors
 Lift: 200 mm

Standard: ANSI/BIFMA X5.1-2017 General-Purpose Office Chairs - Tests

I Scope

This standard is intended to provide manufacturers, specifiers, and users with a common basis for evaluating the safety, durability, and structural adequacy of general-purpose office chairs. General-purpose office chairs are normally used in an office environment and may include, but are not limited to those seating styles typically referred to as: executive/management, task/secretarial, side/guest chairs, nesting folding chairs, tablet arm chairs and stools.

This standard describes the means of evaluating general-purpose office chairs, independent of construction materials, manufacturing processes, mechanical designs or aesthetic designs. This standard does not address lounge seating, flammability, surface material durability, cushioning materials, product emissions, or ergonomic considerations.

The standard defines specific tests, the laboratory equipment that may be used, the conditions of tests, and the minimum acceptance levels to be used in evaluating general-purpose office chairs. The acceptance levels and test parameters given in this standard are based on the actual field use and test experience of BIFMA members. Where appropriate, the National Health and Nutrition Examination Survey (NHANES) 2007-2010 study, which indicates the weight of the 95th percentile male is 125 kg (275 pounds), was used in the development of the tests. This does not mean that users with weights above the percentiles referenced cannot safely or comfortably use a chair developed to a given BIFMA standard. (See also Appendix E). The tests were developed with an estimated product life of ten years based on single-shift usage. Product life will be affected by user size/weight, product use, care and maintenance, environment, and other factors, and, as such, product compliance to this standard does not necessarily guarantee a ten-year product life.

The tests in this standard are intended to assess the performance of new products only. They are not intended to assess a product that has been in use.

ISO 17025 requirements for measurement uncertainty do not apply to this standard.

Note: Large Occupant office chairs are covered by ANSI/BIFMA X5.1 I; Lounge and Public Seating products are covered by ANSI/BIFMA X5.4; and Educational Seating products are covered by ANSI/BIFMA X6.1. Please check for the latest revision.

TABLE 1 – Test Guide by Chair Type

Section Number	Description	Type I	Type II	Type III
5	Backrest Strength Test - Static - Type I and II	X	X	
6	Backrest Strength Test - Static - Type III			X
7	Drop Test - Dynamic	X	X	X
8	Swivel Test - Cyclic	X	X	X
9	Tilt Mechanism Test - Cyclic	X	X	
10	Seating Durability Test - Cyclic	X	X	X
11	Stability Tests	X	X	X
12	Arm Strength Test - Vertical - Static	X	X	X
13	Arm Strength Test - Horizontal - Static	X	X	X
14	Backrest Durability Test - Cyclic - Type I	X		
15	Backrest Durability Test - Cyclic - Type II and Type III		X	X
16	Caster/Chair Base Durability Test - Cyclic	X	X	X
17	Leg Strength Test - Front and Side Application	X	X	X
18	Footrest Static Load Test - Vertical	X	X	X
19	Footrest Durability Test - Vertical - Cyclic	X	X	X
20	Arm Durability Test - Cyclic	X	X	X
21	Out Stop Test for Chairs with Manually Adjustable Seat Depth	X	X	X
22	Tablet Arm Chair Static Load Test	X	X	X
23	Tablet Arm Chair Load Ease Test - Cyclic	X	X	X
24	Structural Durability Test - Cyclic	X	X	X

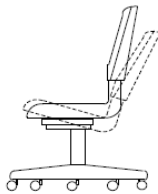


Figure 4a - Type I - Tilting Chair

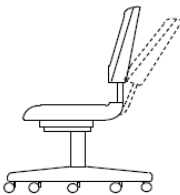


Figure 4b - Type II - Fixed seat angle, tilting backrest

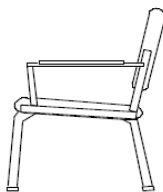


Figure 4c - Type III - Fixed seat angle, fixed backrest

Types of Chairs



Test Report



Test Report No.

2024-03-15-001

Page 5(13)

Section	Requirements / Remarks	Result
<p>5</p> <p>5.1</p> <p>5.2</p> <p>5.5</p>	<p>Backrest Strength Test - Static - Type I and II</p> <p>Applicability This backrest strength test shall be performed on Type I and II chairs. For chairs with tilt locks, locking the chair changes the chair type (See Section 4) and must also be tested according to Section 6 in the upright locked position. An additional chair may be used for the Section 6 testing. Note: This test does not apply to chairs with backrest height less than 200 mm (7.9 in.).</p> <p>Purpose of Test The purpose of this test is to evaluate the ability of the chair to withstand stresses such as those caused by the user exerting a rearward force on the backrest of the chair.</p> <p>Functional Load 667 N (150 lbf.) one (1) minute.</p> <p>Proof Load 1001 N (225 lbf.) one (1) minute.</p> <p>Acceptance Level</p> <p>Functional Load There shall be no loss of serviceability to the chair.</p> <p>Proof Load There shall be no sudden and major change in the structural integrity of the chair. Loss of serviceability is acceptable.</p> <p>Remarks</p>	<p>P</p>
<p>6</p> <p>6.1</p> <p>6.2</p> <p>6.5</p>	<p>Backrest Strength Test - Static - Type III</p> <p>Applicability This backrest strength test shall be performed on Type III chairs with backrests greater than 200 mm (7.9 in.) in height.</p> <p>Purpose of Test The purpose of this test is to evaluate the ability of the chair to withstand stresses such as those caused by the user exerting a rearward force on the backrest of the chair.</p> <p>Functional Load 667 N (150 lbf.) one (1) minute.</p> <p>Proof Load 1001 N (225 lbf.) one (1) minute.</p> <p>Acceptance Level</p> <p>Functional Load A functional load applied once shall cause no loss of serviceability to the chair.</p> <p>Proof Load A proof load applied once shall cause no sudden and major change in the structural integrity of the chair. Loss of serviceability is acceptable.</p> <p>Remarks</p>	<p>P</p>
<p>7</p> <p>7.1</p> <p>7.2</p> <p>7.5</p>	<p>Drop Test – Dynamic</p> <p>Applicability This test applies to all chair types.</p> <p>Purpose of Test The purpose of this test is to evaluate the ability of the chair to withstand heavy and abusive impact forces on the seat.</p> <p>Functional Load 102 kg (225 lbs.) falling 152 mm (6 in.). For chairs with seat height adjustment features, set height to its lowest position and repeat</p> <p>Proof Load Repeat functional load procedure but increase weight of test bag to 136 kg (300 lb.).</p> <p>Acceptance Level</p> <p>Functional Load There shall be no loss of serviceability.</p> <p>Proof Load There shall be no sudden and major change in the structural integrity of the chair. Loss of serviceability is acceptable.</p> <p>Remarks</p>	<p>P</p>



Test Report



Test Report No.

2024-03-15-001

Page 6(13)

Section	Requirements / Remarks	Result
8	Swivel Test – Cyclic	P
8.1	Applicability This test applies to all chair types with a swivel seat.	
8.2	Purpose of test The purpose of this test is to evaluate the ability of the chair to withstand stresses and wear of repeated swivelling.	
8.5	Test Procedure 122 kg (270 lbs.) load, 51-64 mm forward of the rotational axis. The chair shall swivel for a total of 120,000 cycles of 360° (if seat height is adjustable, first 60,000 in highest position, then 60,000 in lowest position). Acceptance Level There shall be no loss of serviceability.	
	Remarks	
9	Tilt Mechanism Test – Cyclic	P
9.1	Applicability This test shall be performed on Type I and Type II chairs with tilting backrests.	
9.2	Purpose of test The purpose of this test is to evaluate the ability of the tilt mechanism to withstand the fatigue stresses and wear caused by repeated tilting.	
9.5	Test Procedure 109 kg (240 lbs.) for a total of 300,000 cycles. Acceptance Level There shall be no loss of serviceability to the tilt mechanism.	
	Remarks	
10	Seating Durability Tests – Cyclic	P
	Note: This is a two-part test. The impact test and front corner load-ease tests must be run sequentially for this evaluation.	
10.1	Applicability These tests apply to all chair types.	
10.2	Purpose of test The purpose of these tests is to evaluate the ability of chairs to withstand fatigue stresses and wear caused by downward vertical force(s) on the seat.	
10.3	Impact Test 57 kg (125 lb.) test bag falling 36 mm (1.4 in.) for a total of 100,000 cycles.	
10.4	Front Corner Load-Ease Test – Cyclic – Off-centre 890 N (200 lbf.) force for a total of 40,000 alternating cycles.	
10.5	Acceptance Level There shall be no loss of serviceability to the chair after completion of both the impact and load-ease tests.	
	Remarks: 10.4: Due to the shape of the seat, an additional 20 000 cy was applied on the seat front centre.	
11	Stability Tests	P
11.1	Applicability The stability tests shall be performed on all types of chairs. Note: Rearward stability tests apply only to chairs with backrests greater than 200 mm (7.9 in. in height as measured with the CMD).	
11.2	Purpose of test The purpose of these tests is to evaluate the front and rear stability of chairs.	
11.3	Rear Stability	
11.3.1	Rear Stability Test for Type III Chairs	
11.3.1.3	Acceptance level The chair shall not tip over.	
11.3.2	Rear Stability Test for Type I and II Chairs	
11.3.2.3	Acceptance level The chair shall not tip over.	
11.4	Front Stability	
11.4.4	Acceptance Level The chair shall not tip over as the result of the force application.	
	Remarks	



Test Report



Test Report No.

2024-03-15-001

Page 8(13)

Section	Requirements / Remarks	Result
15 15.1 15.2 15.5	Backrest Durability Test - Cyclic - Type II and III Applicability This test shall be performed on Type II and III chairs. Note: This test does not apply to chairs with backrest height less than 200 mm (7.9 in.). Purpose of Test The purpose of this test is to evaluate the ability of the chairs to withstand fatigue stresses and wear caused by rearward force on the backrest of the chair. Test procedure 109 kg (240 lbs.) load on seat, 334 N (75 lbf.) force to the back for a total of 120.000 cycles Acceptance Level There shall be no loss of serviceability.	<p style="text-align: center;">P</p>
Remarks		
16 16.1 16.1.1 16.1.2 16.1.5	Caster/Chair Base Durability Test – Cyclic Caster/Chair Base Durability Test for Pedestal Base Chairs Applicability This test applies to pedestal base chairs with casters. Purpose of Test The purpose of this test is to evaluate the ability of the chair base and casters to withstand fatigue stresses and wear caused by moving the chair back and forth. Test procedure 122 kg (270 lbs.) load on seat. 2000 cycles over obstacles, 98,000 on smooth hard surface. Acceptance Level There shall be no loss of serviceability. No part of the caster shall separate from the chair as a result of the application of the 22 N (5 lbf.) force.	<p style="text-align: center;">P</p>
Remarks		
16.2 16.2.1 16.2.2 16.2.5	Caster/Chair Frame Durability Test for Chairs with Legs Applicability This test applies to chairs with legs and casters. Purpose of Test The purpose of this test is to evaluate the ability of the chair frame and casters to withstand fatigue stresses and wear caused by moving the chair back and forth. Test procedure 122 kg (270 lbs.) load on seat. 2000 cycles over obstacles, 98,000 on smooth hard surface. Acceptance Level Durability cycling There shall be no loss of serviceability. Caster Retention There shall be no loss of serviceability. No part of the caster shall separate from the chair as a result of the application of the 22 N (5 lbf.) force.	<p style="text-align: center;">NA</p>
Remarks		

Test Report



Test Report No.

2024-03-15-001

Page 9(13)

Section	Requirements / Remarks	Result
17	Leg Strength Test - Front and Side Application	
17.1	Applicability This test applies to all chairs with legs, including leg bases.	
17.2	Purpose of Test The purpose of this test is to evaluate the ability of legs to withstand horizontal forces.	
17.3	Front Load Test Functional load 334 N (75 lbf.), one (1) minute. Proof load 503 N (113 lbf.), one (1) minute.	
17.4	Side Load Test Functional load 334 N (75 lbf.), one (1) minute. Proof load 503 N (113 lbf.), one (1) minute.	NA
17.5	Acceptance Level - Front and Side Load Tests Functional Load Functional load(s) shall cause no loss of serviceability. Proof Load Proof load(s) shall cause no sudden and major change in the structural integrity of the chair. Loss of serviceability is acceptable.	
	Remarks	
18	Footrest Static Load Test – Vertical	
18.1	Applicability The footrest static load test shall be performed on all chairs with a footrest feature and a seat height equal to or greater than (or can be adjusted to) 610 mm (24 in.).	
18.2	Purpose of Test The purpose of this test is to evaluate the ability of the footrest to withstand static loading stresses.	
18.4.1	Static Load Test – Functional Load 445 N (100 lbf.), one (1) minute. Increase force to 890 N (200 lbf), one (1) minute. Or, 445 N (100 lbf.), one (1) minute. Maintain force F1 and apply force F2 445 N (100 lbf.), one (1) minute at the opposing side. Remove F2 and increase force to 890 N (200 lbf), one (1) minute.	NA
18.4.2	Acceptance level There shall be no loss of serviceability or sudden loss of footrest height.	
18.4.3	Static Load Test – Proof Load 1334 N (300 lbf.), one (1) minute.	
18.5	Acceptance level The load applied once shall cause no sudden and major change in the structural integrity of the unit. Loss of serviceability is acceptable.	
	Remarks	
19	Footrest Durability Test - Vertical – Cyclic	
19.1	Applicability The footrest durability test shall be performed on all chairs with a footrest feature and a seat height equal to or greater than (or can be adjusted to) 610 mm (24 in.).	
19.2	Purpose of Test The purpose of this test is to evaluate the ability of the footrest to withstand stresses that occur as a result of repetitive loading.	
	Test procedure 890 N (200 lbf.) for a total of 50,000 cycles.	
19.5	Acceptance level There shall be no loss of serviceability. Adjustable footrests that move more than 25 mm (1 in.) in the first 500 cycles shall be considered to have lost their serviceability.	NA
	Remarks	



Test Report


Test Report No.
2024-03-15-001

Page 10(13)

Section	Requirements / Remarks	Result
20 20.1 20.4	Arm Durability Test – Cyclic Purpose of test The purpose of this test is to evaluate the ability of the chair armrests to withstand stresses that occur as a result of repetitive loading that can be imposed on the armrest structure. Loading of this type is the result of using the armrests as a support when getting into or out of the chair. Test procedure 400 N (90 lbf.) for a total of 60,000 cycles. Acceptance level There shall be no loss of serviceability to the chair.	NA
	Remarks	
21 21.1 21.4	Out Stop Tests for Chairs with Manually Adjustable Seat Depth Purpose of Test The purpose of this test is to evaluate the ability of the seat slide out stops to withstand excessive impact forces that may result from user adjustment of the seat depth. Note: This test does not apply to chairs where seat depth adjustments must occur with the user out of the chair. Test procedure 74 kg (163 lb.) mass on seat, 25 kg (55 lb.) mass pulling the seat forward using a pulley for a total of 25 cycles. Acceptance Level There shall be no loss of serviceability to the unit.	P
	Remarks	
22 22.1 22.4	Tablet Arm Chair Static Load Test Purpose of Test The purpose of this test is to evaluate the ability of the unit equipped with a tablet arm or other attached auxiliary writing/laptop surface to withstand stresses caused by vertical loading. Test procedure 68 kg. (150 lb.), one (1) minute Acceptance Level The load applied once shall cause no sudden and major change in the structural integrity of the chair. After performing the test, the tablet arm must allow egress from the unit; other losses of serviceability are acceptable.	NA
	Remarks	
23 23.1 23.4	Tablet Arm Chair Load Ease Test – Cyclic Purpose of Test The purpose of this test is to evaluate the durability of the tablet arm chair to withstand cyclic loading of the tablet. Test procedure 25 kg (55 lbs.), for a total of 100,000 cycles. Acceptance Level There shall be no loss of serviceability to the chair and/or tablet arm.	NA
	Remarks	



Test Report



Test Report No.

2024-03-15-001

Page 11(13)

Section	Requirements / Remarks	Result
24	Structural Durability Test - Cyclic	
24.1	Applicability This test applies to chairs that do not swivel. It does not apply to chairs with casters or products with seat heights greater than 24 inches.	
24.2	Purpose of Test The purpose of this test is to evaluate the ability of the unit to withstand fatigue stresses and wear caused by side-to-side forces on the structural frame.	
	Test procedure 109 kg (240 lbs.) load on seat, 334 N (75 lbf.) force to the frame for a total of 25.000 cycles	
24.5	Acceptance Level There shall be no loss of serviceability.	NA
	Remarks	











End of test report

Test Report No.

2024-03-15-001

Page 12(13)

Annex I – Photo documentation

	<p>(no picture available)</p>		
<p>5. Backrest strength - static - type I and II</p>	<p>6. Backrest strength - static - type III</p>	<p>7. Drop test - dynamic</p>	<p>8. Swivel test - cyclic</p>
			
<p>9. Tilt mechanism test - cyclic</p>	<p>10.3 Impact test - cyclic</p>	<p>10.4 Front corner load-ease test - cyclic</p>	<p>10.4 Front center – cyclic, additional test</p>
<p>(no picture available)</p>			
<p>11.3 Rear stability – type III</p>	<p>11.3 Rear stability – type I</p>	<p>11.4 Front stability</p>	<p>14. Backrest durability – cyclic – type I</p>

Test Report



Test Report No.

2024-03-15-001

Page 13(13)

(no picture available)



15. Backrest durability – cyclic – type II and III



21. Out stop test

16. Caster/base durability - cyclic

Certificate Of Completion

Envelope Id: CB32EC13FE774347ADCEF76F9A55E5AD	Status: Completed
Subject: Complete with DocuSign: 2024-03-15-001, HÅG Capisco, Ansi Bifma X5.1.pdf	
Source Envelope:	
Document Pages: 13	Signatures: 2
Certificate Pages: 5	Initials: 0
AutoNav: Enabled	Envelope Originator:
Envelopeld Stamping: Enabled	Ole Wilhelm Eliassen
Time Zone: (UTC+01:00) Brussels, Copenhagen, Madrid, Paris	Drammensveien 145
	Oslo, Oslo 0277
	ole.eliassen@flokk.com
	IP Address: 212.125.222.252

Record Tracking

Status: Original	Holder: Ole Wilhelm Eliassen	Location: DocuSign
24/9/2024 15:16	ole.eliassen@flokk.com	

Signer Events

Ida Røisi
 ida.roisi@flokk.com
 Security Level: Email, Account Authentication (None)

Signature

Signed by:

 A93CEAAF40B4402...

Timestamp


Sent: 24/9/2024 | 15:19
 Viewed: 24/9/2024 | 15:19
 Signed: 24/9/2024 | 15:20

Signature Adoption: Pre-selected Style
 Using IP Address: 212.125.222.252

Electronic Record and Signature Disclosure:

Accepted: 24/9/2024 | 15:19
 ID: ac9e66bb-7b64-4b8c-b7d4-bc550e85ae00

Ole Wilhelm Eliassen
 ole.eliassen@flokk.com
 Security Level: Email, Account Authentication (None)

DocuSigned by:

 769B22E80DC1488...

Sent: 24/9/2024 | 15:19
 Viewed: 24/9/2024 | 15:19
 Signed: 24/9/2024 | 15:19

Signature Adoption: Uploaded Signature Image
 Using IP Address: 212.125.222.252

Electronic Record and Signature Disclosure:

Not Offered via DocuSign

In Person Signer Events	Signature	Timestamp
Editor Delivery Events	Status	Timestamp
Agent Delivery Events	Status	Timestamp
Intermediary Delivery Events	Status	Timestamp
Certified Delivery Events	Status	Timestamp
Carbon Copy Events	Status	Timestamp
Witness Events	Signature	Timestamp
Notary Events	Signature	Timestamp
Envelope Summary Events	Status	Timestamps
Envelope Sent	Hashed/Encrypted	24/9/2024 15:19
Certified Delivered	Security Checked	24/9/2024 15:19
Signing Complete	Security Checked	24/9/2024 15:19

Envelope Summary Events	Status	Timestamps
Completed	Security Checked	24/9/2024 15:20
Payment Events	Status	Timestamps
Electronic Record and Signature Disclosure		

ELECTRONIC RECORD AND SIGNATURE DISCLOSURE

From time to time, Flokk AS (we, us or Company) may be required by law to provide to you certain written notices or disclosures. Described below are the terms and conditions for providing to you such notices and disclosures electronically through the DocuSign system. Please read the information below carefully and thoroughly, and if you can access this information electronically to your satisfaction and agree to this Electronic Record and Signature Disclosure (ERSD), please confirm your agreement by selecting the check-box next to 'I agree to use electronic records and signatures' before clicking 'CONTINUE' within the DocuSign system.

Getting paper copies

At any time, you may request from us a paper copy of any record provided or made available electronically to you by us. You will have the ability to download and print documents we send to you through the DocuSign system during and immediately after the signing session and, if you elect to create a DocuSign account, you may access the documents for a limited period of time (usually 30 days) after such documents are first sent to you. After such time, if you wish for us to send you paper copies of any such documents from our office to you, you will be charged a \$0.00 per-page fee. You may request delivery of such paper copies from us by following the procedure described below.

Withdrawing your consent

If you decide to receive notices and disclosures from us electronically, you may at any time change your mind and tell us that thereafter you want to receive required notices and disclosures only in paper format. How you must inform us of your decision to receive future notices and disclosure in paper format and withdraw your consent to receive notices and disclosures electronically is described below.

Consequences of changing your mind

If you elect to receive required notices and disclosures only in paper format, it will slow the speed at which we can complete certain steps in transactions with you and delivering services to you because we will need first to send the required notices or disclosures to you in paper format, and then wait until we receive back from you your acknowledgment of your receipt of such paper notices or disclosures. Further, you will no longer be able to use the DocuSign system to receive required notices and consents electronically from us or to sign electronically documents from us.

All notices and disclosures will be sent to you electronically

Unless you tell us otherwise in accordance with the procedures described herein, we will provide electronically to you through the DocuSign system all required notices, disclosures, authorizations, acknowledgements, and other documents that are required to be provided or made available to you during the course of our relationship with you. To reduce the chance of you inadvertently not receiving any notice or disclosure, we prefer to provide all of the required notices and disclosures to you by the same method and to the same address that you have given us. Thus, you can receive all the disclosures and notices electronically or in paper format through the paper mail delivery system. If you do not agree with this process, please let us know as described below. Please also see the paragraph immediately above that describes the consequences of your electing not to receive delivery of the notices and disclosures electronically from us.

How to contact Flokk AS:

You may contact us to let us know of your changes as to how we may contact you electronically, to request paper copies of certain information from us, and to withdraw your prior consent to receive notices and disclosures electronically as follows:

To contact us by email send messages to: saqib.mushtaq@flokk.com

To advise Flokk AS of your new email address

To let us know of a change in your email address where we should send notices and disclosures electronically to you, you must send an email message to us at saqib.mushtaq@flokk.com and in the body of such request you must state: your previous email address, your new email address. We do not require any other information from you to change your email address.

If you created a DocuSign account, you may update it with your new email address through your account preferences.

To request paper copies from Flokk AS

To request delivery from us of paper copies of the notices and disclosures previously provided by us to you electronically, you must send us an email to saqib.mushtaq@flokk.com and in the body of such request you must state your email address, full name, mailing address, and telephone number. We will bill you for any fees at that time, if any.

To withdraw your consent with Flokk AS

To inform us that you no longer wish to receive future notices and disclosures in electronic format you may:

- i. decline to sign a document from within your signing session, and on the subsequent page, select the check-box indicating you wish to withdraw your consent, or you may;
- ii. send us an email to saqib.mushtaq@flokk.com and in the body of such request you must state your email, full name, mailing address, and telephone number. We do not need any other information from you to withdraw consent.. The consequences of your withdrawing consent for online documents will be that transactions may take a longer time to process..

Required hardware and software

The minimum system requirements for using the DocuSign system may change over time. The current system requirements are found here: <https://support.docusign.com/guides/signer-guide-signing-system-requirements>.

Acknowledging your access and consent to receive and sign documents electronically

To confirm to us that you can access this information electronically, which will be similar to other electronic notices and disclosures that we will provide to you, please confirm that you have read this ERSD, and (i) that you are able to print on paper or electronically save this ERSD for your future reference and access; or (ii) that you are able to email this ERSD to an email address where you will be able to print on paper or save it for your future reference and access. Further, if you consent to receiving notices and disclosures exclusively in electronic format as described herein, then select the check-box next to ‘I agree to use electronic records and signatures’ before clicking ‘CONTINUE’ within the DocuSign system.

By selecting the check-box next to ‘I agree to use electronic records and signatures’, you confirm that:

- You can access and read this Electronic Record and Signature Disclosure; and
- You can print on paper this Electronic Record and Signature Disclosure, or save or send this Electronic Record and Disclosure to a location where you can print it, for future reference and access; and
- Until or unless you notify Flokk AS as described above, you consent to receive exclusively through electronic means all notices, disclosures, authorizations, acknowledgements, and other documents that are required to be provided or made available to you by Flokk AS during the course of your relationship with Flokk AS.